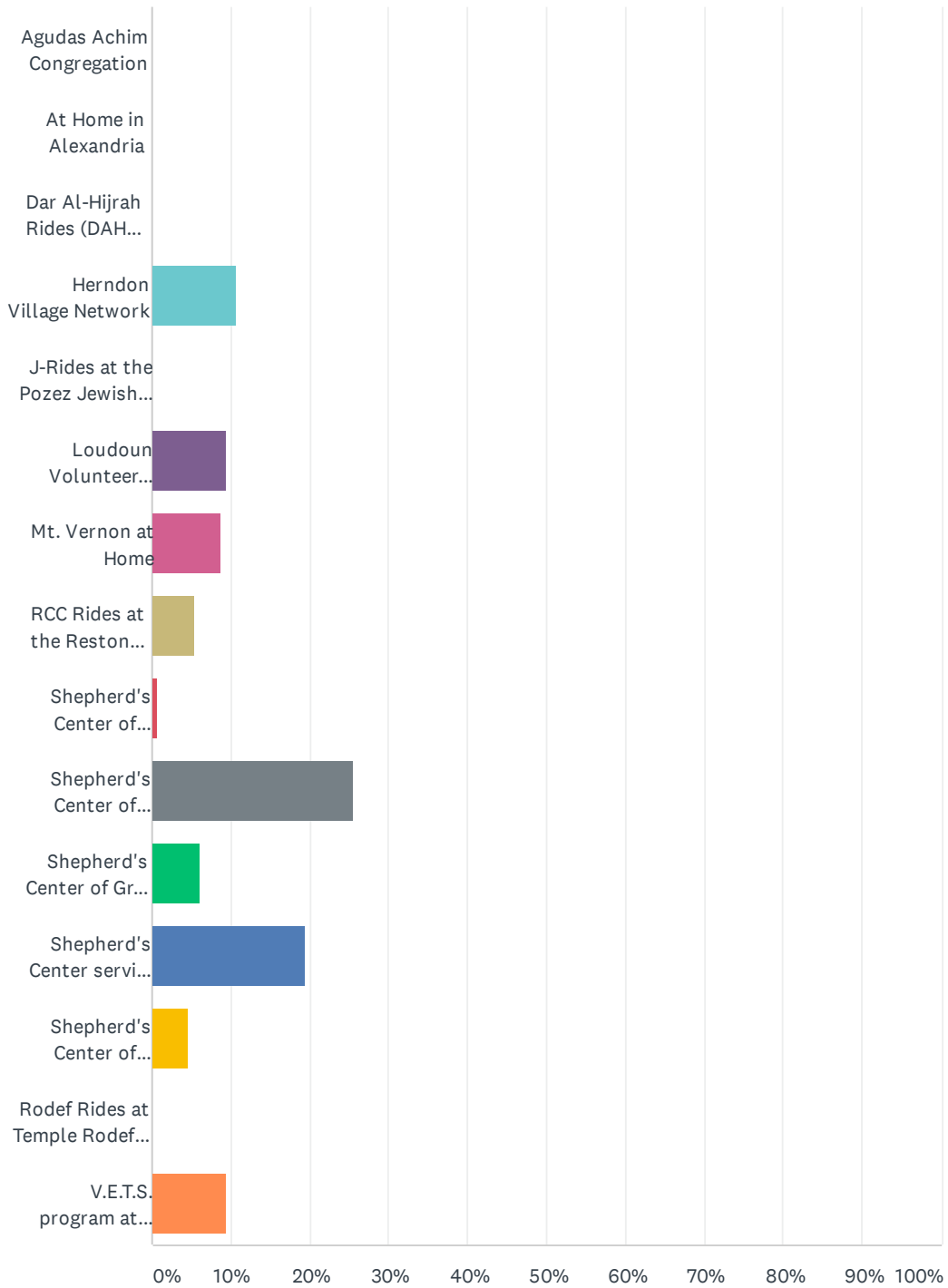


Q1 I drive for the following organization:

Answered: 149 Skipped: 0

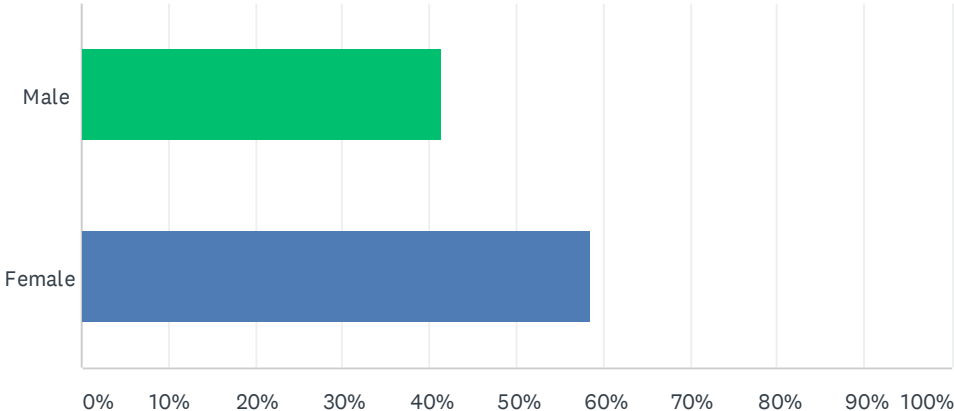


NV Rides Driver Survey

ANSWER CHOICES	RESPONSES	
Agudas Achim Congregation	0.00%	0
At Home in Alexandria	0.00%	0
Dar Al-Hijrah Rides (DAH Rides)	0.00%	0
Herndon Village Network	10.74%	16
J-Rides at the Pozez Jewish Community Center	0.00%	0
Loudoun Volunteer Caregivers	9.40%	14
Mt. Vernon at Home	8.72%	13
RCC Rides at the Reston Community Center	5.37%	8
Shepherd's Center of Annandale-Springfield	0.67%	1
Shepherd's Center of Arlington, McLean and Falls Church	25.50%	38
Shepherd's Center of Great Falls	6.04%	9
Shepherd's Center serving Oakton, Vienna, Reston and Herndon	19.46%	29
Shepherd's Center of Western Fairfax County	4.70%	7
Rodef Rides at Temple Rodef Shalom	0.00%	0
V.E.T.S. program at Volunteer Prince William	9.40%	14
TOTAL		149

Q2 I identify as:

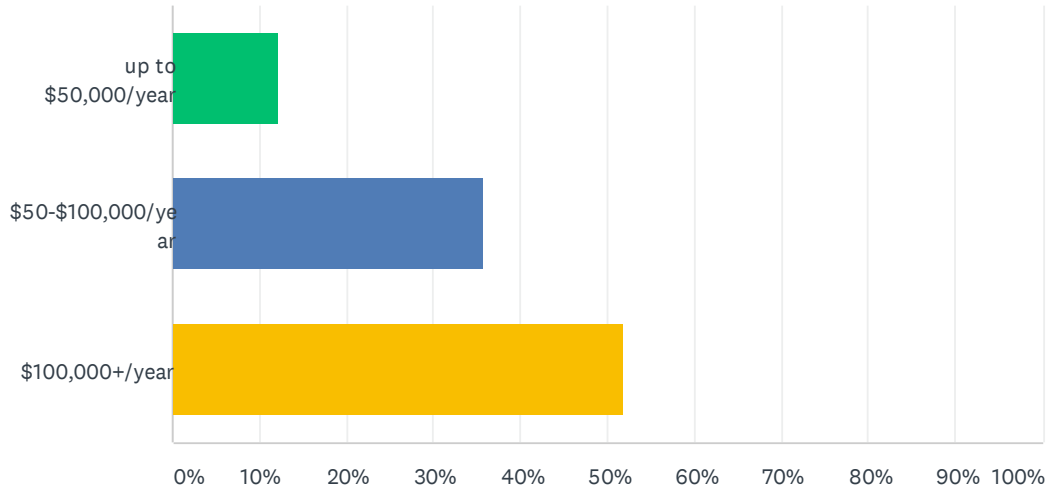
Answered: 147 Skipped: 2



ANSWER CHOICES	RESPONSES	
Male	41.50%	61
Female	58.50%	86
TOTAL		147

Q3 This best describes my income bracket:

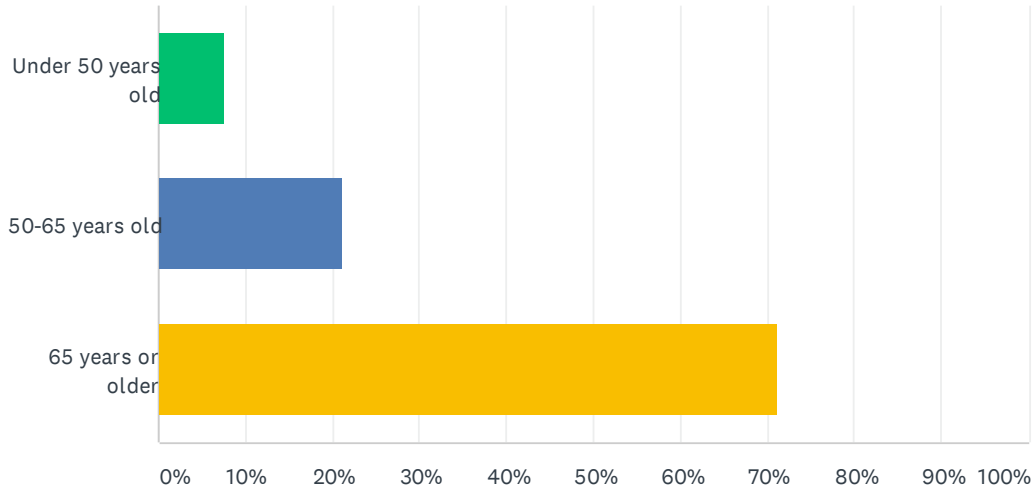
Answered: 131 Skipped: 18



ANSWER CHOICES	RESPONSES	
up to \$50,000/year	12.21%	16
\$50-\$100,000/year	35.88%	47
\$100,000+/year	51.91%	68
TOTAL		131

Q4 This best describes my age:

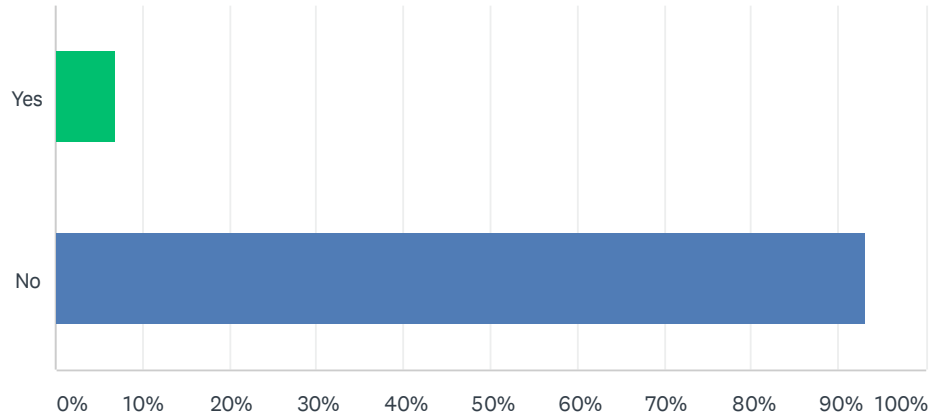
Answered: 146 Skipped: 3



ANSWER CHOICES	RESPONSES
Under 50 years old	7.53% 11
50-65 years old	21.23% 31
65 years or older	71.23% 104
TOTAL	146

Q5 I have a relative who has benefited from volunteer driving.

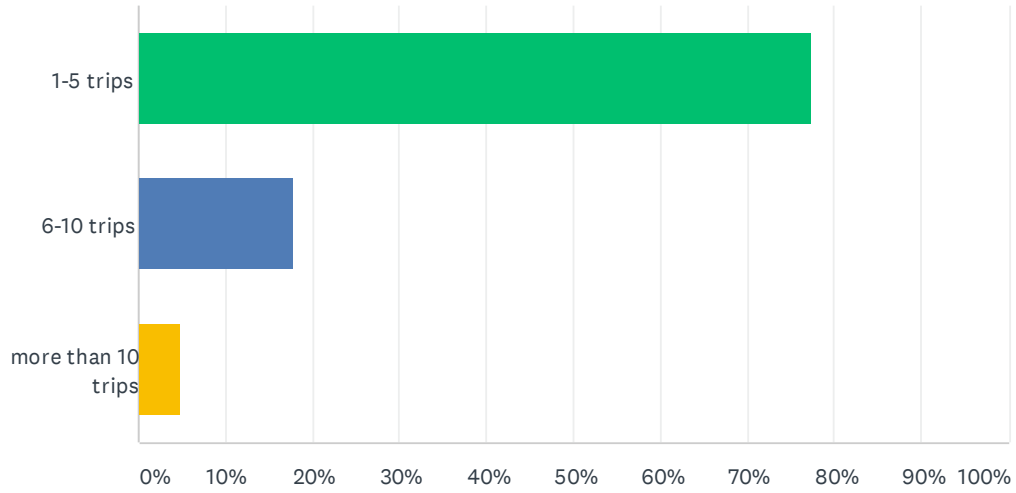
Answered: 147 Skipped: 2



ANSWER CHOICES	RESPONSES	
Yes	6.80%	10
No	93.20%	137
TOTAL		147

Q6 This best describes the number of trips I driver per month:

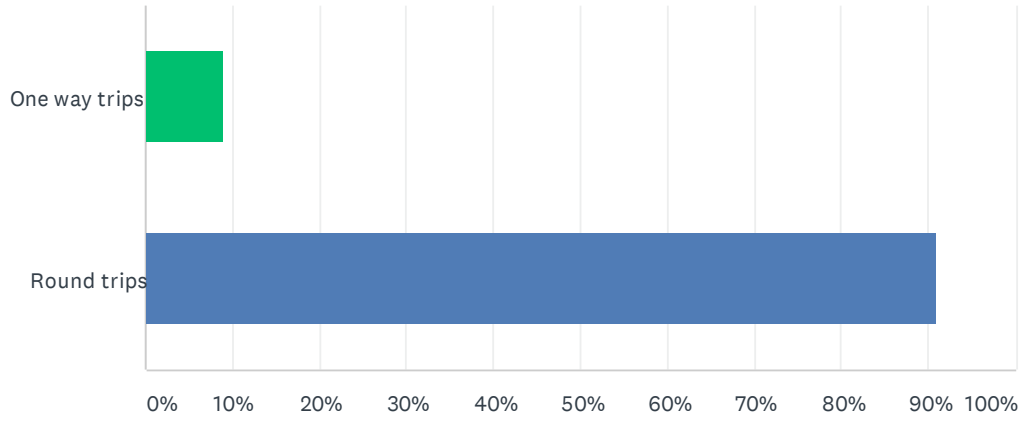
Answered: 146 Skipped: 3



ANSWER CHOICES	RESPONSES	
1-5 trips	77.40%	113
6-10 trips	17.81%	26
more than 10 trips	4.79%	7
TOTAL		146

Q7 I mostly drive:

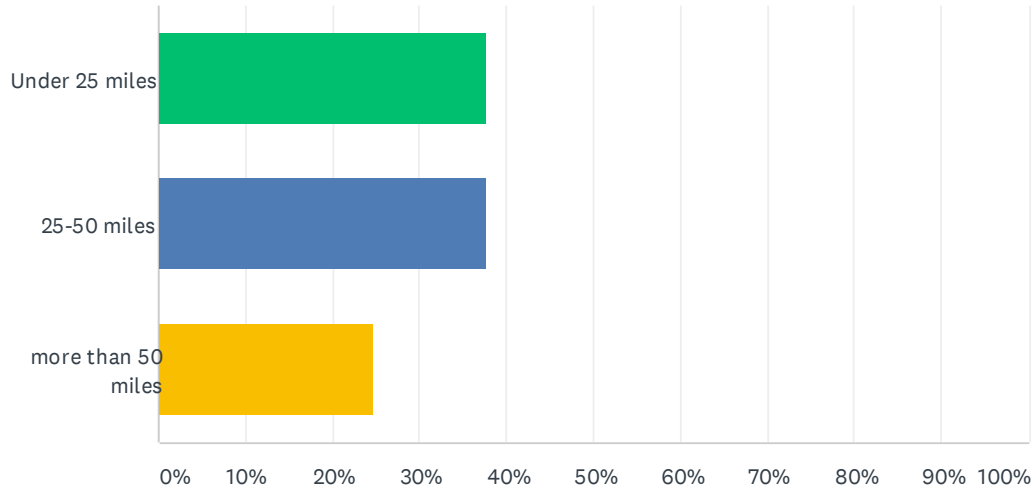
Answered: 144 Skipped: 5



ANSWER CHOICES	RESPONSES
One way trips	9.03% 13
Round trips	90.97% 131
TOTAL	144

Q8 My average monthly mileage is:

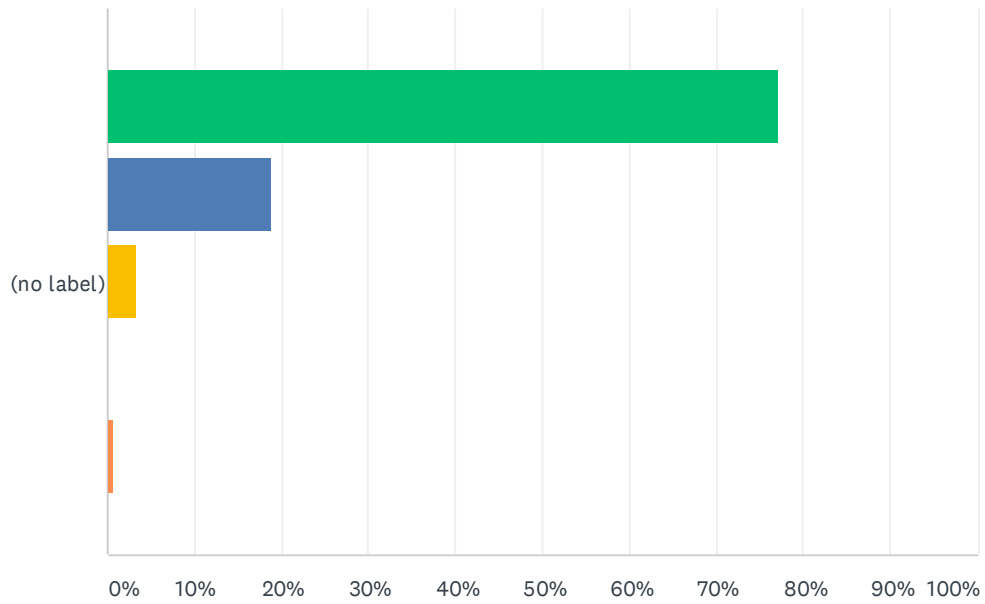
Answered: 146 Skipped: 3



ANSWER CHOICES	RESPONSES	
Under 25 miles	37.67%	55
25-50 miles	37.67%	55
more than 50 miles	24.66%	36
TOTAL		146

Q9 I am a volunteer driver because of the satisfaction that I get from helping people.

Answered: 149 Skipped: 0

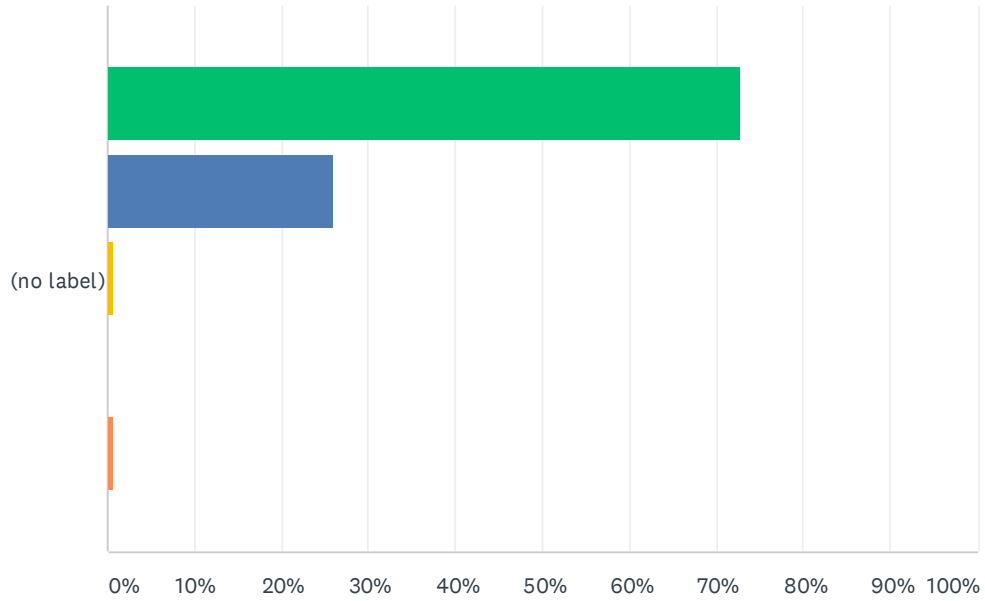


■ Strongly Agree
 ■ Agree
 ■ Neutral
 ■ Disagree
 ■ Strongly Disagree

	STRONGLY AGREE	AGREE	NEUTRAL	DISAGREE	STRONGLY DISAGREE	TOTAL	WEIGHTED AVERAGE
(no label)	77.18% 115	18.79% 28	3.36% 5	0.00% 0	0.67% 1	149	4.72

Q10 I am a volunteer driver because I believe I am doing something meaningful.

Answered: 147 Skipped: 2

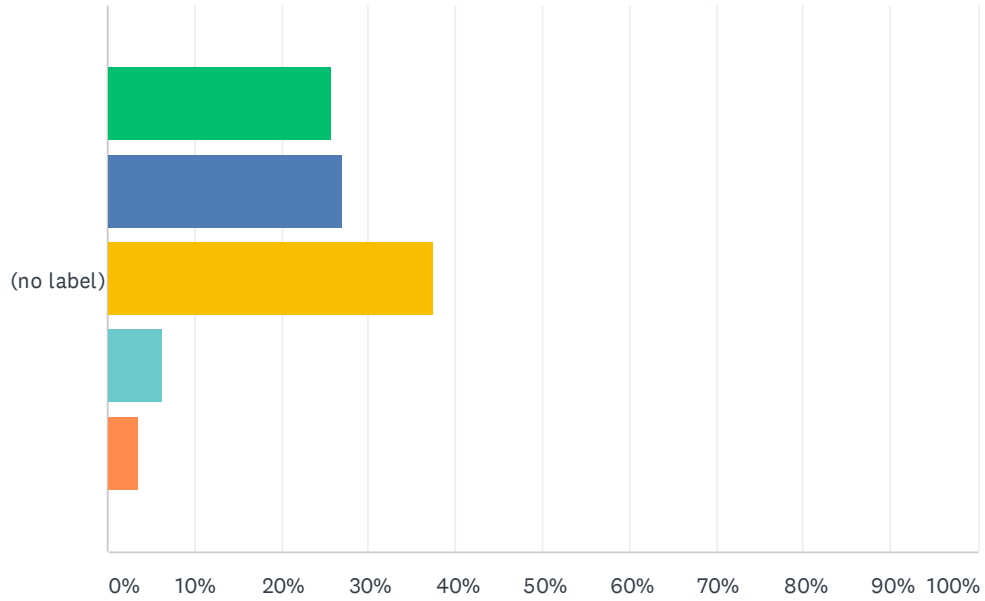


■ Strongly Agree
 ■ Agree
 ■ Neutral
 ■ Disagree
 ■ Strongly Disagree

	STRONGLY AGREE	AGREE	NEUTRAL	DISAGREE	STRONGLY DISAGREE	TOTAL	WEIGHTED AVERAGE
(no label)	72.79% 107	25.85% 38	0.68% 1	0.00% 0	0.68% 1	147	4.70

Q11 I am a volunteer driver because I like being needed.

Answered: 144 Skipped: 5

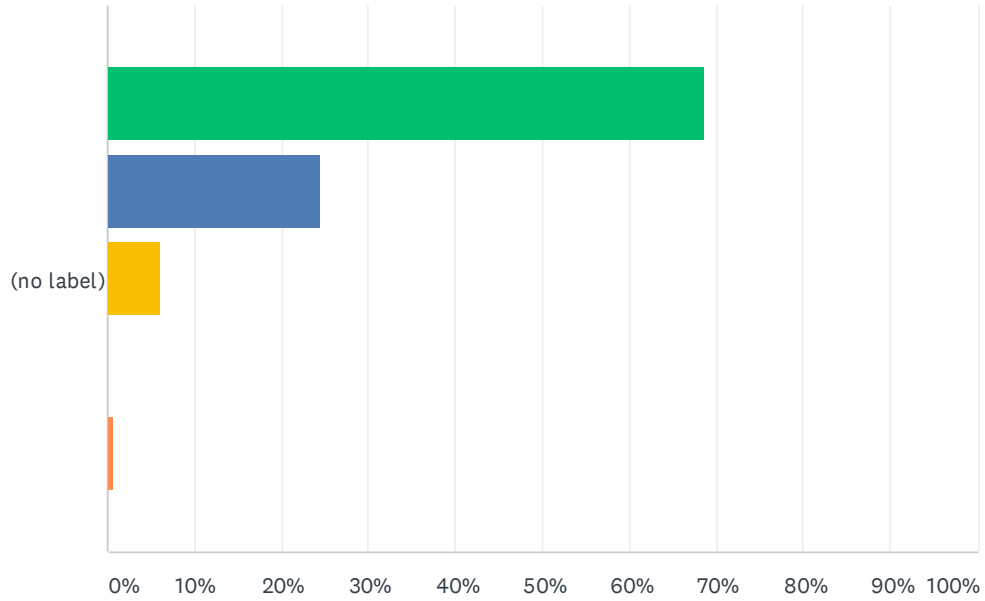


■ Strongly Agree
 ■ Agree
 ■ Neutral
 ■ Disagree
 ■ Strongly Disagree

	STRONGLY AGREE	AGREE	NEUTRAL	DISAGREE	STRONGLY DISAGREE	TOTAL	WEIGHTED AVERAGE
(no label)	25.69% 37	27.08% 39	37.50% 54	6.25% 9	3.47% 5	144	3.65

Q12 I am a volunteer driver because I enjoy giving back.

Answered: 147 Skipped: 2

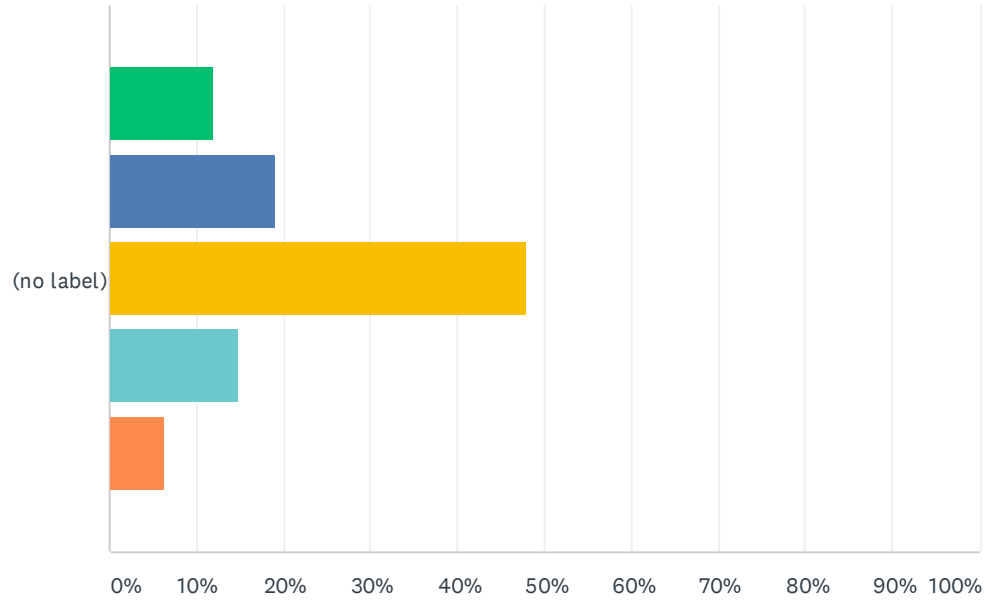


■ Strongly Agree
 ■ Agree
 ■ Neutral
 ■ Disagree
 ■ Strongly Disagree

	STRONGLY AGREE	AGREE	NEUTRAL	DISAGREE	STRONGLY DISAGREE	TOTAL	WEIGHTED AVERAGE
(no label)	68.71% 101	24.49% 36	6.12% 9	0.00% 0	0.68% 1	147	4.61

Q13 I am a volunteer driver because I prefer to donate time rather than money.

Answered: 142 Skipped: 7

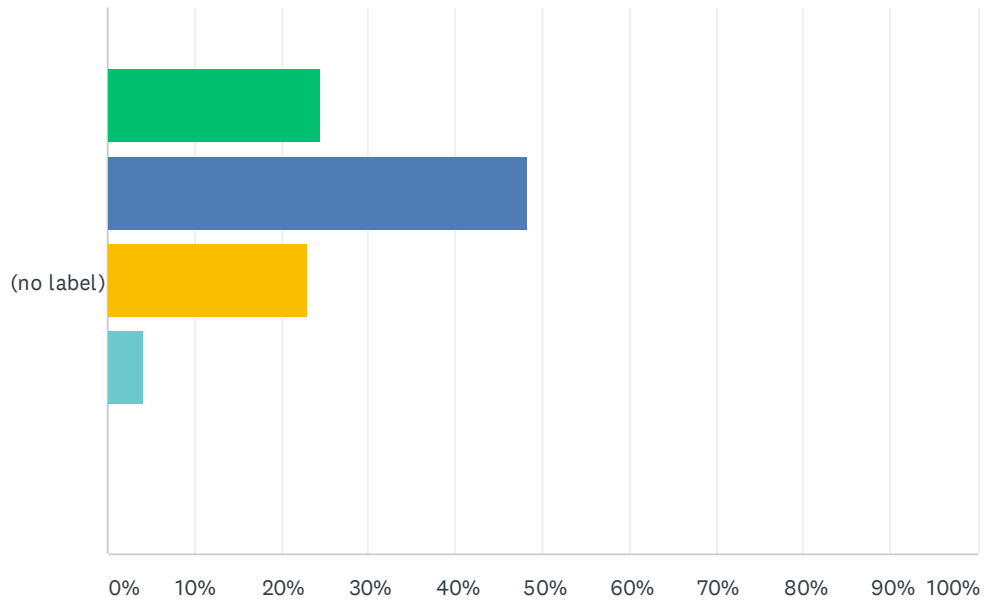


■ Strongly Agree
 ■ Agree
 ■ Neutral
 ■ Disagree
 ■ Strongly Disagree

	STRONGLY AGREE	AGREE	NEUTRAL	DISAGREE	STRONGLY DISAGREE	TOTAL	WEIGHTED AVERAGE
(no label)	11.97%	19.01%	47.89%	14.79%	6.34%	142	3.15
	17	27	68	21	9		

Q14 I am a volunteer driver because I like getting to know my riders.

Answered: 143 Skipped: 6

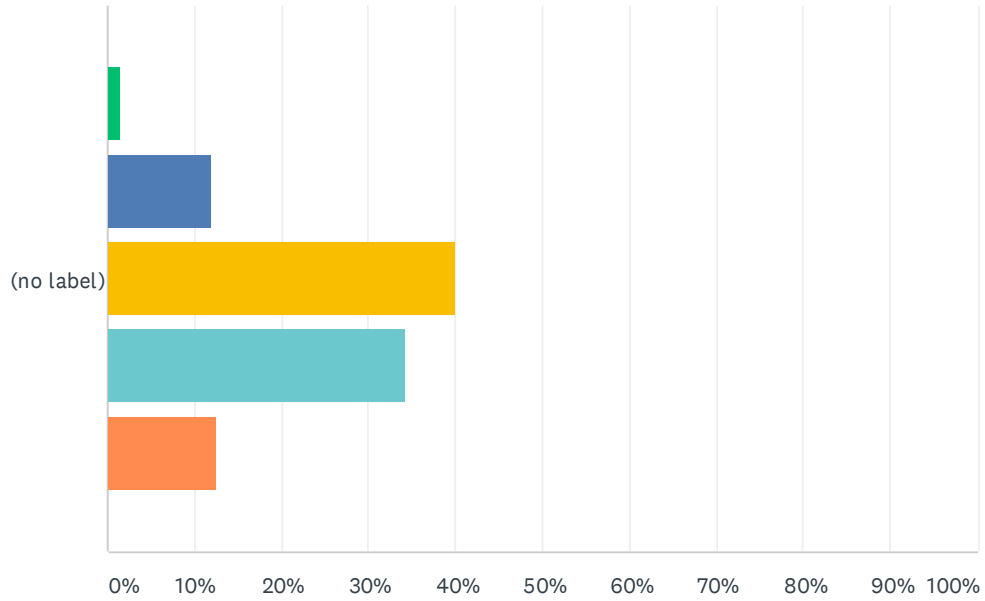


■ Strongly Agree
 ■ Agree
 ■ Neutral
 ■ Disagree
 ■ Strongly Disagree

	STRONGLY AGREE	AGREE	NEUTRAL	DISAGREE	STRONGLY DISAGREE	TOTAL	WEIGHTED AVERAGE
(no label)	24.48% 35	48.25% 69	23.08% 33	4.20% 6	0.00% 0	143	3.93

Q15 I am a volunteer driver because I enjoy receiving recognition and appreciation.

Answered: 143 Skipped: 6

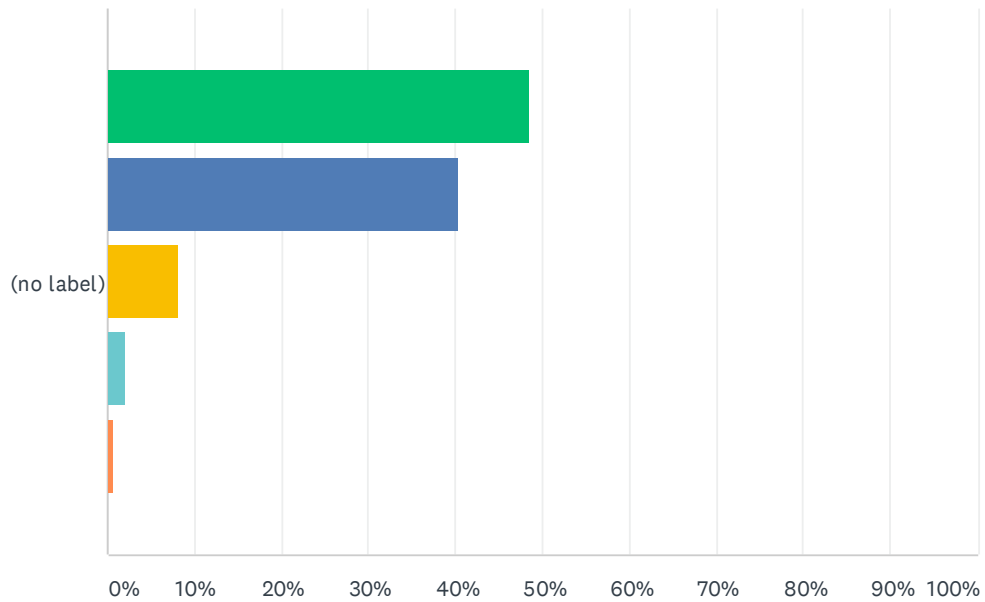


■ Strongly Agree
 ■ Agree
 ■ Neutral
 ■ Disagree
 ■ Strongly Disagree

	STRONGLY AGREE	AGREE	NEUTRAL	DISAGREE	STRONGLY DISAGREE	TOTAL	WEIGHTED AVERAGE
(no label)	1.40% 2	11.89% 17	39.86% 57	34.27% 49	12.59% 18	143	2.55

Q16 I am a volunteer driver because I appreciate the flexibility of my schedule.

Answered: 146 Skipped: 3



■ Strongly Agree
 ■ Agree
 ■ Neutral
 ■ Disagree
 ■ Strongly Disagree

	STRONGLY AGREE	AGREE	NEUTRAL	DISAGREE	STRONGLY DISAGREE	TOTAL	WEIGHTED AVERAGE
(no label)	48.63%	40.41%	8.22%	2.05%	0.68%	146	4.34
	71	59	12	3	1		